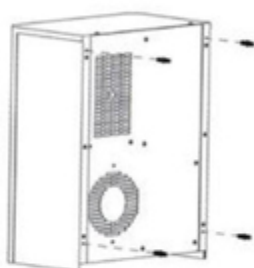
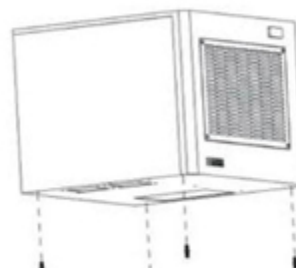


**Unit Installation**

1. Fixed bolt, the bolt are equipped with a fixed spin in the unit behind the rivet nut on and tighten it with the hex wrench.



( wall mounted )



( top mounted )

2. Air conditioning Fixed: Fixed bolts installed, installed the unit in the open mounting holes, fix the rotary nut bolt in the cabinet ,then pull the power line into the cabinets.



( wall mounted )




( top mounted )

3. After fixed the unit, connect the power cord connected to power, then install the equipped pipes to the water outlet, pay attention to water can not be bent, or will result in poor drainage.



( wall mounted )



( top mounted )